

PORTVIEW 31

THE CLARENDON COLLECTION



Clarendon Collection Range

A contemporary home designed to navigate narrow lots

Challenges don't necessarily mean compromise. The Portview designs fit most narrow blocks but deliver everything you expect in your modern home. Light streams through the double height entry foyer as the stairs open the space to the windows above. The living spaces at the rear of the home flow together, connecting indoor and outdoor areas to provide plenty of room to relax. The inclusion of smart storage and a family friendly upstairs layout, delivers the full family home experience you need. Don't think of compromising, take a look at the Portview and live the life you deserve.

AVAILABLE IN

Ruby
INCLUSIONS

SAPPHIRE
INCLUSIONS




Diamond
INCLUSIONS

ClarendonHomes
clarendon.com.au

PORTVIEW 31

10.0 m+
Lot Width



 4	 2.5	 2	Width & Length 8.15 x 23.59m	Total Area 285.52m ² / 30.73sq	THE CLARENDON COLLECTION
---	---	---	--	---	-----------------------------

*Only applies to homes built in QLD. For T&C's that apply to building with Clarendon please visit a display centre or call 13 63 93. Clarendon Homes reserves the right to change designs, plans, specifications, materials, suppliers, prices and other conditions without notice or obligation. Photographs, floorplans and computer renderings are for illustrative purposes and to be used as a guide only and may not represent the home on display or standard floorplans or inclusions. All floorplans are based on traditional facade and are not to scale. Lot widths are based on the Traditional Facade and may vary depending on chosen facade. Some lot width requirements may change due to differing estate requirements and council guidelines and should be used as a guide only. E&OE. Clarendon Homes (Qld) Pty Ltd ABN 37 078 853 022, Licence Number 80444.

PORTVIEW 31

FACADE STYLE

AXIS FACADE



COASTAL FACADE



CONTEMPORARY FACADE



ELITE FACADE



TRADITIONAL FACADE



*Facades are a style and are for illustrative purposes only and are not house specific. They may demonstrate optional enhancements such as Colorbond roof, rendering and feature brickwork/tiles that are not standard but are available as an optional upgrade. Each facade may look slightly different from one house type to another and not all facades are available on every home. Items such as landscaping, water features and decking are not supplied by Clarendon Homes. Ask your New Home Consultant for full details on standard inclusions on the home and facade you have chosen. Standard facade pricing is based on face brick (and cladding to double storey homes) with roof tiles unless otherwise specified. E&OE. Clarendon Homes (Qld) Pty Ltd ABN 37 078 853 022. Licence Number 80444.